



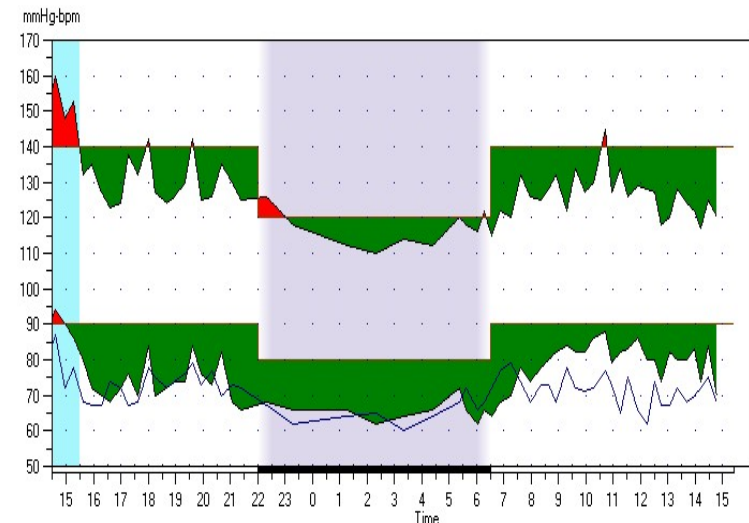
AMBULATORY BLOOD PRESSURE REPORT

Saints Hospital
Cardiac Diagnostic Unit - Room 214
123 Street Address, City, State, Country
Phone: 123-456-7890 Fax: 123-456-7891
email: cardiolab@saintshospital.edu

Patient Name: Sample 1 - White Coat

Patient ID: 001-00-0000

Test Date: 26-Aug-2005



Interpretive Summary:

Based upon JNC 7 and AHA recommendations, the ABPM data suggests

- Normal 24 hour SYS and DIA pressure (128/76 mmHg)
- Normal awake SYS and DIA pressure (130/78 mmHg)
- Normal asleep SYS and DIA pressure (117/66 mmHg)

1st hour max (160/94 mmHg) and available literature suggest white coat syndrome.

Asleep dip is 10.1% SYS and 15.7% DIA, Dipper (normal)

Overall	14:30-14:47 (24:17)		Samples: 59
	Sys	Dia	HR
Mean (mmHg-bpm)	128	76	71
Std.Dev. (+/-)	10.3	8.0	5.3
BP Load (%)	15	3	-
Asleep Dip (%)	10.1	15.7	-
Awake Period	06:30-22:00		Samples: 49
	Sys	Dia	HR
Mean (mmHg-bpm)	130	78	72
Std.Dev. (+/-)	9.7	7.0	4.8
BP Load (%)	14	4	-
Asleep Period	22:00-06:30		Samples: 10
	Sys	Dia	HR
Mean (mmHg-bpm)	117	66	66
Std.Dev. (+/-)	5.0	2.9	3.4
BP Load (%)	20	0	-
White Coat Period	1st Hr (14:30-15:30)		Samples: 4
	Sys	Dia	HR
Max (mmHg-bpm)	160	94	87
Mean (mmHg-bpm)	154	91	80
BP Load (%)	100	50	-

Current Medications

Patient is not currently on any anti-hypertensive medication.

Crestor 10mg daily
Prilosec OTC as needed.

Physician Interpretation

Patient exhibits symptoms consistent with white coat hypertension. Recommend lifestyle and diet changes to resist development of hypertension. An ABPM study should be repeated in 6 months.

Referring physician: Dr. White

Interpreting physician: Dr. Green

Signature

Date

Signature

Date



AMBULATORY BLOOD PRESSURE REPORT

Saints Hospital
Cardiac Diagnostic Unit - Room 214
123 Street Address, City, State, Country
Phone: 123-456-7890 Fax: 123-456-7891
email: cardiolab@saintshospital.edu

Patient Name: Sample 1 - White Coat

Patient ID: 001-00-0000

Test Date: 26-Aug-2005

Patient Information

Date of Birth: 17 Mar 1968

Address: 12 Parkway Street
Chapel Hill, NC 27701
USA

Telephone: 919 444-6543

Sex: Male

Race: African American

Height: 5' 10"

Weight: 178

History

Patient has history of elevated blood pressure readings in the office. Patient claims BP readings taken at home are lower. ABPM being done to rule out White-coat hypertension. Patient has Medicare - ABPM reimbursable with CPT Code 93784, ICD-9 code 796.2

Reason for Test

Suspected White Coat Hypertension

In clinic:

14-Jan-2005: 142/ 92 mmHg, 146/ 94 mmHg

28-Mar-2005: 156/ 96 mmHg, 152/ 92 mmHg

07-Jul-2005: 148/ 86 mmHg, 154/ 92 mmHg

Out of clinic:

09-Jul-2005: 126/ 78 mmHg

10-Jul-2005: 130/ 78 mmHg



AMBULATORY BLOOD PRESSURE REPORT

Saints Hospital
 Cardiac Diagnostic Unit - Room 214
 123 Street Address, City, State, Country
 Phone: 123-456-7890 Fax: 123-456-7891
 email: cardiolab@saintshospital.edu

Patient Name: Sample 1 - White Coat

Patient ID: 001-00-0000

Test Date: 26-Aug-2005

ABPM Statistics

Overall Time: 14:30 - 14:47 Duration: 24:17 Samples: 59 of 60 (98%)				
	Mean	Std. Dev.	Max (time)	Min (time)
Systolic (mmHg)	128	+/- 10.3	160 (14:35)	110 (02:19)
Diastolic (mmHg)	76	+/- 8.0	94 (14:35)	62 (02:19)
Heart rate (bpm)	71	+/- 5.3	87 (14:35)	60 (03:21)
MAP (mmHg)	93	+/- 8.2	116 (14:35)	78 (02:19)
Pulse pressure (mmHg)	52	+/- 6.8	67 (15:15)	38 (09:18)
BP Load: 15% of SYS readings > 140 mmHg awake and > 120 mmHg asleep 3% of DIA readings > 90 mmHg awake and > 80 mmHg asleep			Asleep Dip: 10.1% SYS and 15.7% DIA reductions during sleep.	

Awake Period Time: 06:30 - 22:00 Samples: 49 of 49 (100%)				
	Mean	Std. Dev.	Max (time)	Min (time)
Systolic (mmHg)	130	+/- 9.7	160 (14:35)	115 (06:33)
Diastolic (mmHg)	78	+/- 7.0	94 (14:35)	64 (06:33)
Heart rate (bpm)	72	+/- 4.8	87 (14:35)	62 (12:15)
MAP (mmHg)	95	+/- 7.2	116 (14:35)	81 (06:33)
Pulse pressure (mmHg)	52	+/- 7.3	67 (15:15)	38 (09:18)
BP Load: 14% of SYS readings > 140 mmHg 4% of DIA readings > 90 mmHg				

Asleep Period Time: 22:00 - 06:30 Samples: 10 of 11 (91%)				
	Mean	Std. Dev.	Max (time)	Min (time)
Systolic (mmHg)	117	+/- 5.0	126 (22:20)	110 (02:19)
Diastolic (mmHg)	66	+/- 2.9	72 (05:23)	62 (02:19)
Heart rate (bpm)	66	+/- 3.4	72 (05:38)	60 (03:21)
MAP (mmHg)	83	+/- 3.2	88 (05:23)	78 (02:19)
Pulse pressure (mmHg)	51	+/- 4.1	58 (22:20)	46 (01:17)
BP Load: 20% of SYS readings > 120 mmHg 0% of DIA readings > 80 mmHg				

White Coat Period Time: 14:30 - 15:30 Samples: 4 of 4 (100%)				
	Mean	Std. Dev.	Max (time)	Min (time)
Systolic (mmHg)	154	+/- 5.1	160 (14:35)	148 (14:56)
Diastolic (mmHg)	91	+/- 3.4	94 (14:35)	86 (15:15)
Heart rate (bpm)	80	+/- 6.7	87 (14:35)	72 (14:56)
MAP (mmHg)	112	+/- 3.7	116 (14:35)	108 (15:15)
Pulse pressure (mmHg)	64	+/- 4.0	67 (15:15)	58 (14:56)
BP Load: 100% of SYS readings > 140 mmHg 50% of DIA readings > 90 mmHg				



AMBULATORY BLOOD PRESSURE REPORT

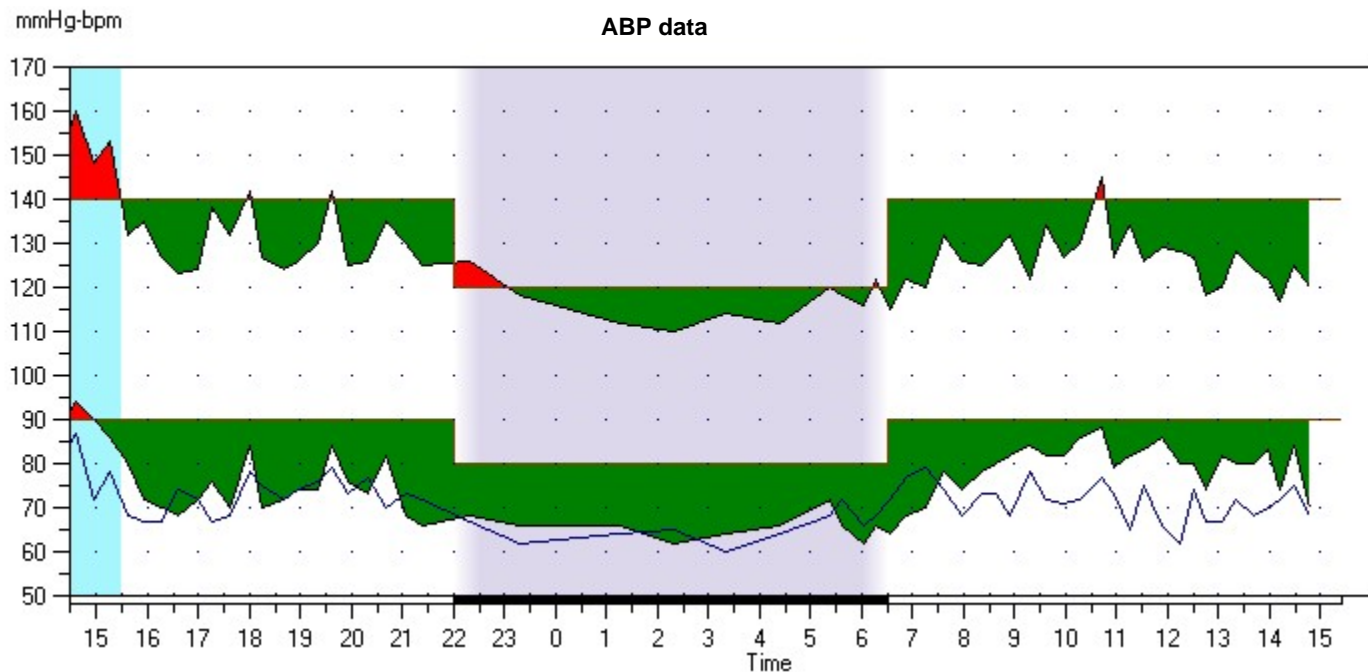
Saints Hospital
 Cardiac Diagnostic Unit - Room 214
 123 Street Address, City, State, Country
 Phone: 123-456-7890 Fax: 123-456-7891
 email: cardiolab@saintshospital.edu

Patient Name: Sample 1 - White Coat

Patient ID: 001-00-0000

Test Date: 26-Aug-2005

Oscar 2 ABP data



Edited ABP Data

#	Time	Sys/Dia (mmHg)	Hrt (BPM)	MAP (mmHg)	EC	Comment
1	14:30	156/ 92 !	84	113		
2	14:35	160/ 94 !	87	116		
3	14:56	148/ 90 !	72	109		
4	15:15	153/ 86 !	78	108		
5	15:38	132/ 80	68	97		
6	15:57	135/ 72	67	93		
7	16:16	127/ 70	67	89		
8	16:37	123/ 68	74	86		
9	17:00	124/ 72	72	89		
10	17:16	138/ 76	67	97		
11	17:38	132/ 70	68	91		
12	18:00	142/ 84 !	78	103		
13	18:15	127/ 70	75	89		
14	18:40	124/ 72	72	89		
15	18:57	126/ 74	74	91		
16	19:21	130/ 74	76	93		
17	19:37	142/ 84 !	79	103		
18	19:55	125/ 76	73	92		
19	20:20	126/ 73	77	91		
20	20:41	135/ 82	70	100		
21	21:03	130/ 68	73	89		
22	21:23	125/ 66	72	86		
23	22:20	126/ 68 !	67	87		
24	23:19	118/ 66	62	83		



AMBULATORY BLOOD PRESSURE REPORT

Saints Hospital
Cardiac Diagnostic Unit - Room 214
123 Street Address, City, State, Country
Phone: 123-456-7890 Fax: 123-456-7891
email: cardiolab@sainthospital.edu

Patient Name: Sample 1 - White Coat

Patient ID: 001-00-0000

Test Date: 26-Aug-2005

Edited ABP Data (continued)

#	Time	Sys/Dia (mmHg)	Hrt (BPM)	MAP (mmHg)	EC	Comment
26	01:17	112/ 66	64	81		
27	02:19	110/ 62	65	78		
28	03:21	114/ 64	60	81		
29	04:24	112/ 66	64	81		
30	05:23	120/ 72 !	68	88		
31	05:38	118/ 66	72	83		
32	06:02	116/ 62	66	80		
33	06:18	122/ 66 !	68	85		
34	06:33	115/ 64	72	81		
35	06:53	122/ 68	77	86		
36	07:15	120/ 70	79	87		
37	07:38	132/ 78	74	96		
38	07:59	126/ 74	68	91		
39	08:21	125/ 78	73	94		
40	08:39	128/ 80	73	96		
41	08:55	132/ 82	68	99		
42	09:18	122/ 84	78	97		
43	09:38	134/ 82	72	99		
44	09:57	127/ 82	71	97		
45	10:17	130/ 86	72	101		
46	10:42	145/ 88 !	77	107		
47	10:57	127/ 79	73	95		
48	11:15	134/ 82	65	99		
49	11:33	126/ 83	75	97		
50	11:53	129/ 86	66	100		
51	12:15	128/ 80	62	96		
52	12:30	127/ 80	74	96		
53	12:46	118/ 74	67	89		
54	13:04	120/ 82	67	95		
55	13:20	128/ 80	72	96		
56	13:41	124/ 80	68	95		
57	13:58	122/ 83	70	96		
58	14:13	117/ 74	72	88		
59	14:29	125/ 84	75	98		
60	14:47	120/ 70	68	87		

Omitted ABP Data

#	Time	Sys/Dia (mmHg)	Hrt (BPM)	MAP (mmHg)	EC	Comment
25	01:15	122/ 68 !	68	86	2	Artifact / erratic signal



AMBULATORY BLOOD PRESSURE REPORT

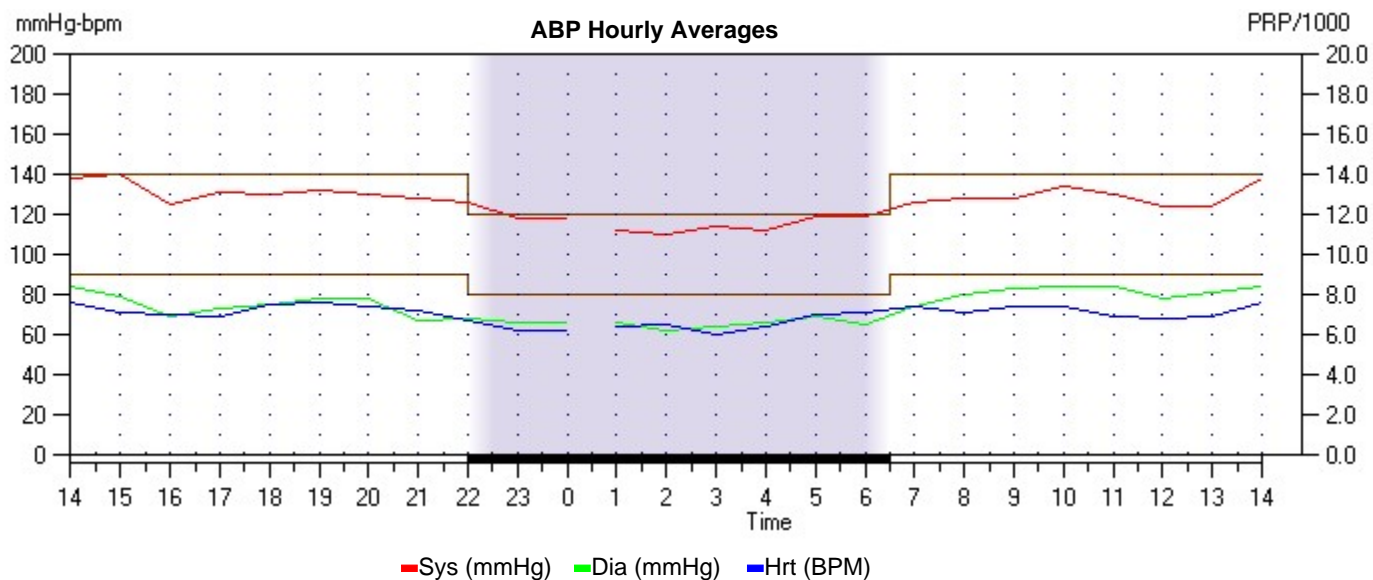
Saints Hospital
 Cardiac Diagnostic Unit - Room 214
 123 Street Address, City, State, Country
 Phone: 123-456-7890 Fax: 123-456-7891
 email: cardiolab@saintshospital.edu

Patient Name: Sample 1 - White Coat

Patient ID: 001-00-0000

Test Date: 26-Aug-2005

Oscar 2 ABP Hourly Averages



Averaged ABP Data

Hour	#	Sys/Dia (mmHg)	Hrt (BPM)	MAP (mmHg)	PP (mmHg)	PRP/1000
14:00 - 14:59	6	138/ 84	76	102	54	10.6
15:00 - 15:59	3	140/ 79	71	99	61	10.0
16:00 - 16:59	2	125/ 69	70	88	56	8.8
17:00 - 17:59	3	131/ 73	69	92	59	9.1
18:00 - 18:59	4	130/ 75	75	93	55	9.7
19:00 - 19:59	3	132/ 78	76	96	54	10.1
20:00 - 20:59	2	130/ 78	74	96	53	9.6
21:00 - 21:59	2	128/ 67	72	88	60	9.2
22:00 - 22:59	1	126/ 68	67	87	58	8.4
23:00 - 23:59	1	118/ 66	62	83	52	7.3
00:00 - 00:59	0					
01:00 - 01:59	1	112/ 66	64	81	46	7.2
02:00 - 02:59	1	110/ 62	65	78	48	7.2
03:00 - 03:59	1	114/ 64	60	81	50	6.8
04:00 - 04:59	1	112/ 66	64	81	46	7.2
05:00 - 05:59	2	119/ 69	70	86	50	8.3
06:00 - 06:59	4	119/ 65	71	83	54	8.4
07:00 - 07:59	3	126/ 74	74	91	52	9.3
08:00 - 08:59	3	128/ 80	71	96	48	9.1
09:00 - 09:59	3	128/ 83	74	98	45	9.4
10:00 - 10:59	3	134/ 84	74	101	50	9.9
11:00 - 11:59	3	130/ 84	69	99	46	8.9
12:00 - 12:59	3	124/ 78	68	94	46	8.4
13:00 - 13:59	4	124/ 81	69	96	42	8.6



AMBULATORY BLOOD PRESSURE REPORT

Saints Hospital
Cardiac Diagnostic Unit - Room 214
123 Street Address, City, State, Country
Phone: 123-456-7890 Fax: 123-456-7891
email: cardiolab@saintshospital.edu

Patient Name: Sample 1 - White Coat

Patient ID: 001-00-0000

Test Date: 26-Aug-2005

Monitor System Configuration

Monitor type:	Oscar 2	Display:	On
Start key:	On	AccuWin version:	v3.3
Firmware version:	O2 2.30		
Max pressure:	---		

Time Periods

Time Period	Interval	Sleep Period
23:00 to 07:00	60 mins	22:00 to 06:30
07:00 to 23:00	20 mins	

Event Code Definitions

Event Code (EC)

- 1 = No signal
- 2 = Artifact/Erratic signal
- 3 = Retries exceeded
- 4 = Time limit exceeded
- 85 = Blocked valve
- 86 = User abort
- 87 = Air leak
- 88 = Safety timeout
- 89 = Cuff overpressure
- 90 = Low batteries
- 91 = Auto-zero failed
- 97 = Transducer failed
- 98 = ADC failure
- 99 = CRC failure

See Operations Manual for AccuWin Pro for further details on code descriptions.

v3.3 -1--1--1-255--1--1-255-255--1--1-255-255