

# Become a Superhero with 3D Vision.

**PromiseVision 3D™  
Surgical Microscope**

**The Future is Here.**



Toll-Free: **800-489-2282**

Local: **314-968-2282**

Fax: **314-968-3601**

Email: **micro@seilerinst.com**

**seilermicro.com**



Seiler Precision Microscopes



Seiler Medical Division

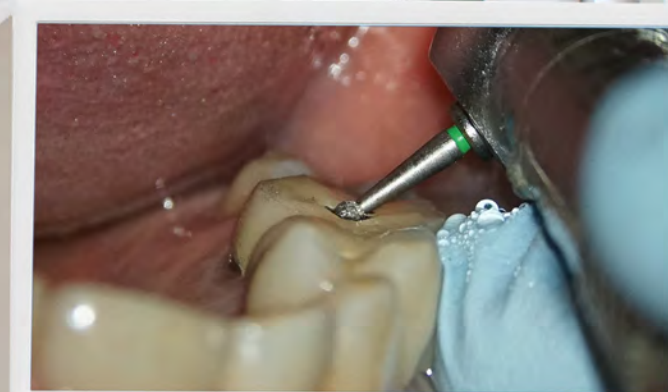


SeilerInstrument



MED8065 rev. 1 June 2019

## 3D Dental Surgical MICROSCOPE



### Experience Dentistry in True 3D.

- No binocular head
- True heads-up dental display for better ergonomics
- Depth of field greater than 51mm
- Field of view wider than 110mm
- Rotate optical pod while keeping ergonomic posture
- Additional 2D and 3D outputs
- Integrated HD video capture and recording system
- Variofocus 200mm – 350mm objective lens (400mm available)
- Available mounts: floor, fixed floor, ceiling, high wall and wall
- Seamless four-handed dentistry
- Unobstructed peripheral vision
- 60 Frames per second with no latency
- Smaller learning curve
- Quicker procedures
- Improved patient awareness and report
- Wonderful comfort, with freedom of movement and less eye fatigue




"The PromiseVision 3D adds another dimension to dental operating microscopy. Not only does it help clinicians to see the fine details in 3D, it also keeps us aware of our surroundings. My staff loves it. The 3D microscope doesn't get in the way and they can see what I see in realtime without losing track of their own surroundings. Another paradigm shift!"

- Tuong Nguyen Nguyen BDS, MSD



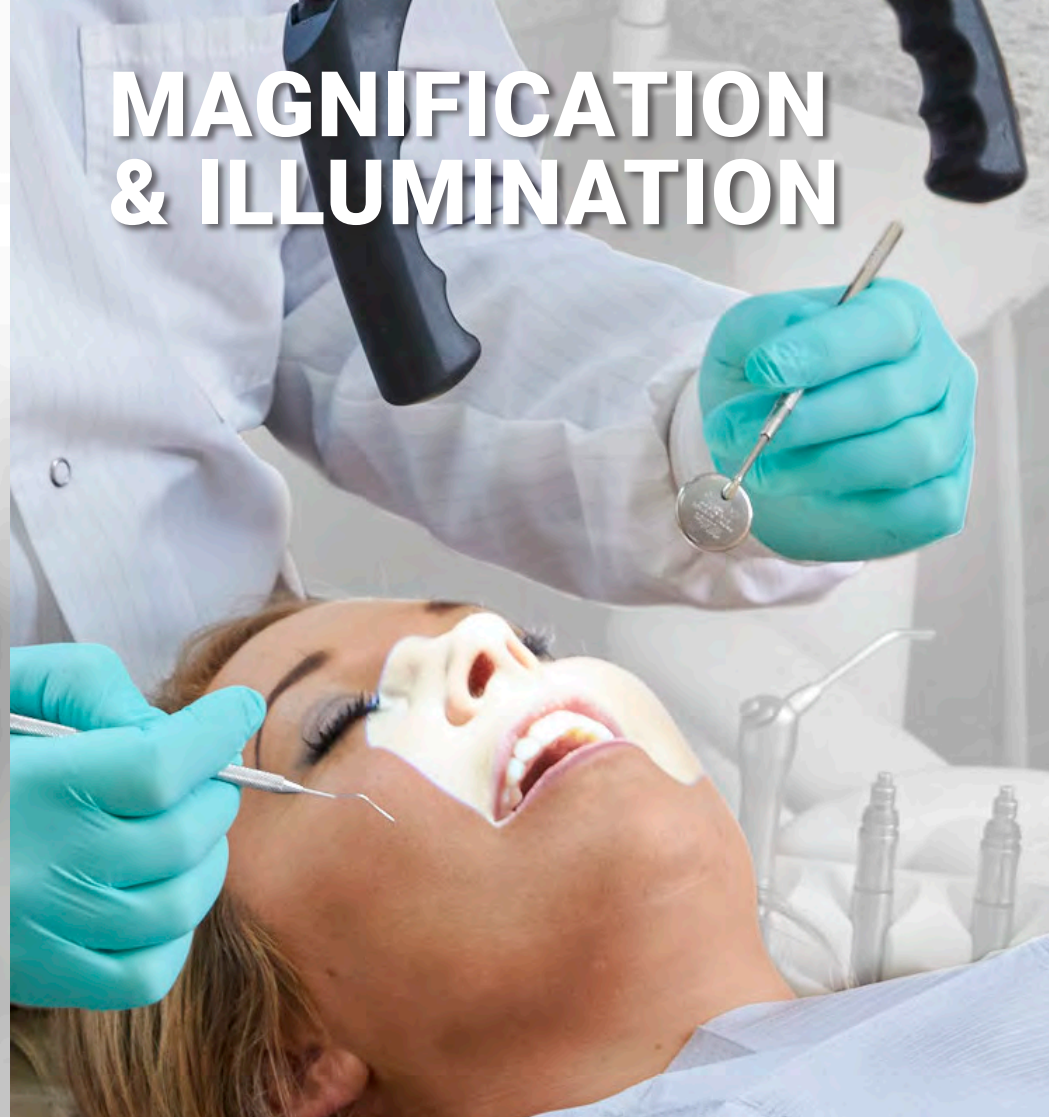




## ERGONOMICS

Roughly 80% of practicing dentists are over the age of 40, making optimal ergonomics a critical element. Practicing in a field where musculoskeletal disorders are common, dentists need to be assured that the equipment they choose promotes optimal working posture.

Seiler's PromiseVision 3D ensures the dentist practices in an upright, working posture while keeping visual contact with patients.



## MAGNIFICATION & ILLUMINATION

The PromiseVision 3D system provides 6 steps of magnification ranging from 4.5X to 28X. With the enhanced precision of magnification, dentists can improve the overall quality of their work and show patients large, clear images of areas needing treatment. Increased magnification can be critical to success in cosmetic dentistry, endodontic treatment, implantology, and periodontics.

Unlike loupes or microscopes, PromiseVision 3D magnification provides unprecedented depth-of-field (up to 51 mm) and a very wide 100 mm field of view. The LED illumination on PromiseVision 3D provides abundant, co-axial lighting, in a comfortable-to-the-eye, natural light hue, while maintaining a 50,000-hour life on the LED bulb.



## VIDEO CAPTURE

PromiseVision 3D provides a 2D HDMI cable connection which allows for the convenient capture of still images or the recording of video. Using captured images, dentists can have better discussion with patients and build more trusting relationships so patients do not feel they're being pressured into unnecessary treatments.

*"Clinical documentation is one of the most powerful tools in dentistry. Through digital imaging and video recording, the clinician has a wide range of possibilities, going from clinical explanations for patients to using the digital material for educational purposes."*

~ Dr. Jenner Argueta Zepeda, DDS, Endodontist | Guatemala City, Guatemala

## Seiler History

When Eric H. Seiler set foot in ZEISS School of Fine Optics, in Germany, in 1913, he had no idea he would one day leave a footprint across the world.

Seiler earned his master's in fine optics and brought his craft to the U.S.. After working for different optics companies, he wanted his own piece of the American dream.

So Seiler, along with his wife, Dora, opened the doors of Seiler Instrument and Manufacturing Company, in St. Louis. The Seilers repaired survey instruments in their shop, but the young entrepreneur wanted to do something more.

So two years after hanging their sign, Seiler designed his first set of survey instruments for distribution, and within two years, he was making more than 100 products. It marked the beginning of the survey and manufacturing divisions.

Seiler had skill, but the young couple soon had a son, Eric P. Seiler, who would grow to be a bright business man. The family made a great team, and the company began to flourish.

"My grandfather and my father were very hard workers," Rick Seiler says. "They didn't want to build and sell something; They wanted to build a legacy and pass it on and that's become part of our core family values."

In 1950, what is now Seiler Medical Division was formed when Mr. Seiler formed an agreement with ZEISS to distribute its microscopes in North America. After many years, the companies parted ways, making room for Seiler to develop its own line of microscope products.

Seiler began making parts for the military and became the original equipment manufacturer for

the optical fire control used on all U.S. howitzer and mortar systems and many of those used by its allies.

Mr. Seiler died in 1981, leaving his legacy to Eric P., who grew the business even further.

The company reunited with ZEISS in 1987, when Seiler began distributing ZEISS planetaria in the United States and Canada, sparking Seiler Planetarium Division.

In 2010, Eric P. Seiler retired and became chairman of the board, and the third generation, Eric (Rick) Seiler Jr., Tom Seiler and Louise Schaper, are carrying forward the vision of Dora and Eric H. Seiler.

In 2019, Seiler Medical Division launched a 3D dental surgical microscope, a move that is revolutionizing dentistry worldwide.

The company has come a long way from that little survey repair shop it once was, and a fourth generation of Seilers have now planted roots in their great-grandfather's dream, but the legacy of the German immigrant remains the same.

"There's never a question as to whether we are delivering the quality that people expect," Louise Schaper says of her grandfather's company. The company remains open to growth.

With just more than 200 employees, Seiler remains a small business, but continues to make a big impact around the world.

Seiler Instrument is headquartered in St. Louis, Missouri with branch offices in Kansas City, Chicago, Indianapolis, Milwaukee, Omaha, Lansing and Detroit.

## Mounting Options

FLOOR



FIXED FLOOR



CEILING




HIGH WALL



WALL



The PromiseVision 3D system allows ergonomically-perfect posture, with a head-up 3D image. Together this provides wonderful comfort with freedom of movement and less fatigue.



Unlike loupes or microscopes, PromiseVision 3D magnification provides unprecedented depth-of-field (up to 51 mm) and a very wide 100 mm field of view. The LED illumination on PromiseVision 3D provides abundant, co-axial lighting, in a comfortable-to-the-eye, natural light hue, while maintaining a 50,000-hour life on the LED bulb.



*"Clinical documentation is one of the most powerful tools in dentistry. Through digital imaging and video recording, the clinician has a wide range of possibilities, going from clinical explanations for patients to using the digital material for educational purposes."*

~ Dr. Jenner Argueta Zepeda, DDS, Endodontist | Guatemala City, Guatemala