

COLPOSCOPES



 **SEILER**
MEDICAL DIVISION

SINCE 1945

SEILER 900 SERIES



935 3-STEP COLPOSCOPE

- » Small Diameter Base on Roller Casters
- » Adjustable Vertical Post Height
- » 3 Levels of Magnification



955 5-STEP COLPOSCOPE

- » Comfort Mounting on Swing Arm
- » Base Provides Small Footprint
- » 5 Levels of Magnification

KEY FEATURES

- » Smooth, 3-Step or 5-Step Turret Magnification System
- » LED Illumination System
- » APOchromatic Lenses
- » 175-400 mm Working Distance Objective Lens
- » Digital, Live Video and/or HD Video Capture Card System
- » Widefield Eyepieces
- » Straight Binocular Head (Optional: Fixed Inclined or Inclined)
- » Green Filter
- » Lifetime Warranty on Optics and Mechanics




985 OTS COLPOSCOPE

- » Over-the-Shoulder Mounting Removes Obstructions from the Working Field
- » 5 Levels of Magnification

ACCESSORIES

ASSISTANT
TEACHING HEAD



BEAMSPLITTER



DSLR CAMERA
ADAPTER



BINOCULAR HEADS
FIXED, 45°, OR 0-220°
INCLINABLE



HD LIVE VIDEO
CAMERA



IRIS DIAPHRAGM



LASER FILTERS



GO PRO HERO



VARIO FOCUS



ERGONOMICS



The ability to work in comfortable position is critical for OBGYN physicians. In an effort to limit the risk of musculoskeletal disorders as much as possible, Seiler's colposcopes were ergonomically designed with the comfort of the physician specifically in mind.



Seiler colposcopes ensure OBGYNs practice in an upright, working posture while keeping visual contact with patients.

MICROMANIPULATORS

MICROMANIPULATOR TECHNICAL SPECIFICATIONS



- » Metal - 2024 and 6061 Aluminum
- » Lenses - ZnSe (zinc selenide) Coated
- » Joystick - Ambidextrous with Tension Control
- » Handrest - Ambidextrous and removable
- » Mounting - May Be Rotated 360 ° Around Optical Axis of Microscope
- » Mirror - 98% Reflective Index Per 100W, 400W Energy Threshold
- » Focusing System - Continuously Variable Zoom, Two Lens Beam Expander Combined With a Right Angle Turning Mirror. Can Be Used From Either the Right or Left Side.

Beam coincidence - Target and CO2 beam on the same spot

Spot size - (6mm beam diameter input)

Working Distance (mm)	200	250	300	350	400
Minimum Ø (mm)	.40	.47	.55	.67	.87
Maximum Ø (mm)	2.5	3.0	4.5	5.5	7.0

INTENDED USE

- » The Seiler CO2 Laser Micromanipulator is intended to be used with articulated arm CO2 surgical lasers and the Seiler Colposcope Models 935, 955, and 985. The micromanipulator is a surgical tool used primarily for GYN and ENT.
- » GYN: Cervicitis; carcinoma in situ; cervical polyps; condyloma acuminatum; vaginal adenosis; vulvar lesions; neoplasms of the vulva, urethral orifice and cervix; condyloma acuminatum of the vulva, vagina and cervix; leukoplakia of the vulva, vagina and cervix.
- » ENT: Laryngeal stenosis; laryngeal granulomas; laryngocele; laryngeal polyps; carcinoma of the larynx, tongue, floor of mouth and palate.



*Scope mounts available for other micromanipulator brands.


VIDEO CAPTURE




By accommodating a full HD video camera able to capture 4K video, OBGYNs can have better discussion with patients about their concerns. This type of communication helps physicians build more trusting relationships with patients, so they do not feel like they're being pressured into unnecessary treatments.

Seiler's colposcopes have a built in 12-volt power supply, allowing for more continuous use without recharging the camera's battery supply.

MAGNIFICATION & ILLUMINATION



Seiler colposcopes allow for up to 5 steps of magnification. With this enhanced precision in magnification, Seiler colposcopes improve the overall quality of work OBGYN physicians are performing.



Seiler colposcopes boast some of the brightest LED illumination in the industry at 100,000 lux, while maintaining a 50,000-hour life on the LED bulb.



Toll-Free: **800-489-2282**

Local: **314-968-2282**

Fax: **314-968-3601**

Email: **micro@seilerinst.com**

seilermicro.com



Seiler Precision Microscopes



Seiler Medical Division