



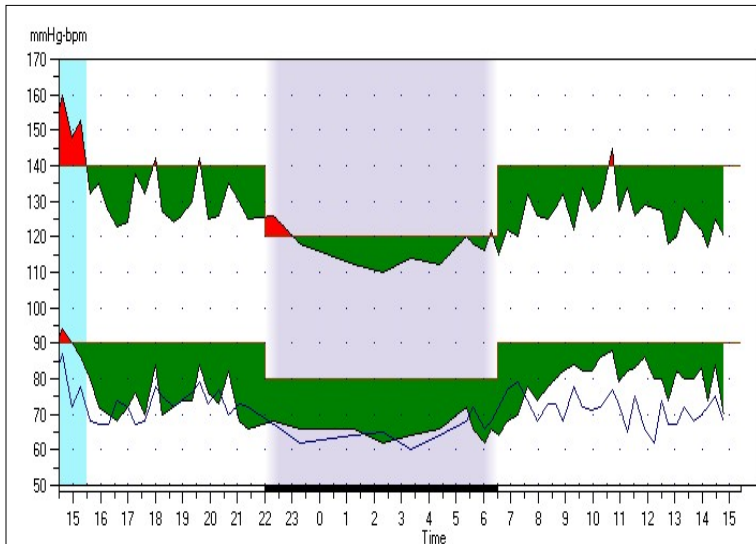
# AMBULATORY BLOOD PRESSURE REPORT

Saints Hospital  
Cardiac Diagnostic Unit - Room 214  
123 Street Address, City, State, Country  
Phone: 123-456-7890 Fax: 123-456-7891  
email: cardiolab@saintshospital.edu

Patient Name: Sample 1 - White Coat

Patient ID: 001-00-0000

Test Date: 26-Aug-2005



Overall	14:30-14:47 (24:17)		Samples: 59
	Sys	Dia	HR
Mean (mmHg-bpm)	128	76	71
Std.Dev. (+/-)	10.3	8.0	5.3
BP Load (%)	15	3	-
Asleep Dip (%)	10.1	15.7	-
Awake Period	06:30-22:00		Samples: 49
	Sys	Dia	HR
Mean (mmHg-bpm)	130	78	72
Std.Dev. (+/-)	9.7	7.0	4.8
BP Load (%)	14	4	-
Asleep Period	22:00-06:30		Samples: 10
	Sys	Dia	HR
Mean (mmHg-bpm)	117	66	66
Std.Dev. (+/-)	5.0	2.9	3.4
BP Load (%)	20	0	-
White Coat Period	1st Hr (14:30-15:30)		Samples: 4
	Sys	Dia	HR
Max (mmHg-bpm)	160	94	87
Mean (mmHg-bpm)	154	91	80
BP Load (%)	100	50	-

### Interpretive Summary:

Based upon JNC 7 and AHA recommendations, the ABPM data suggests

- Normal 24 hour SYS and DIA pressure (128/76 mmHg)
- Normal awake SYS and DIA pressure (130/78 mmHg)
- Normal asleep SYS and DIA pressure (117/66 mmHg)

1st hour max (160/94 mmHg) and available literature suggest white coat syndrome.

Asleep dip is 10.1% SYS and 15.7% DIA, Dipper (normal)

### Current Medications

Patient is not currently on any anti-hypertensive medication.

Crestor 10mg daily  
Prilosec OTC as needed.

### Physician Interpretation

Patient exhibits symptoms consistent with white coat hypertension. Recommend lifestyle and diet changes to resist development of hypertension. An ABPM study should be repeated in 6 months.

Referring physician: Dr. White

Interpreting physician: Dr. Green

Signature

Date

Signature

Date



## AMBULATORY BLOOD PRESSURE REPORT

Saints Hospital  
Cardiac Diagnostic Unit - Room 214  
123 Street Address, City, State, Country  
Phone: 123-456-7890 Fax: 123-456-7891  
email: cardiolab@saintshospital.edu

**Patient Name:** Sample 1 - White Coat

**Patient ID:** 001-00-0000

**Test Date:** 26-Aug-2005

### Patient Information

**Date of Birth:** 17 Mar 1968

**Address:** 12 Parkway Street  
Chapel Hill, NC 27701  
USA

**Telephone:** 919 444-6543

**Sex:** Male

**Race:** African American

**Height:** 5' 10"

**Weight:** 178

### History

Patient has history of elevated blood pressure readings in the office. Patient claims BP readings taken at home are lower. ABPM being done to rule out White-coat hypertension. Patient has Medicare - ABPM reimbursable with CPT Code 93784, ICD-9 code 796.2

### Reason for Test

Suspected White Coat Hypertension

#### In clinic:

14-Jan-2005: 142/ 92 mmHg, 146/ 94 mmHg

28-Mar-2005: 156/ 96 mmHg, 152/ 92 mmHg

07-Jul-2005: 148/ 86 mmHg, 154/ 92 mmHg

#### Out of clinic:

09-Jul-2005: 126/ 78 mmHg

10-Jul-2005: 130/ 78 mmHg



# AMBULATORY BLOOD PRESSURE REPORT

Saints Hospital  
Cardiac Diagnostic Unit - Room 214  
123 Street Address, City, State, Country  
Phone: 123-456-7890 Fax: 123-456-7891  
email: cardiolab@saintshospital.edu

Patient Name: Sample 1 - White Coat

Patient ID: 001-00-0000

Test Date: 26-Aug-2005

## ABPM Statistics

Overall Time: 14:30 - 14:47 Duration: 24:17 Samples: 59 of 60 (98%)				
	Mean	Std. Dev.	Max (time)	Min (time)
Systolic (mmHg)	128	+/- 10.3	160 (14:35)	110 (02:19)
Diastolic (mmHg)	76	+/- 8.0	94 (14:35)	62 (02:19)
Heart rate (bpm)	71	+/- 5.3	87 (14:35)	60 (03:21)
MAP (mmHg)	93	+/- 8.2	116 (14:35)	78 (02:19)
Pulse pressure (mmHg)	52	+/- 6.8	67 (15:15)	38 (09:18)
BP Load: 15% of SYS readings > 140 mmHg awake and > 120 mmHg asleep 3% of DIA readings > 90 mmHg awake and > 80 mmHg asleep			Asleep Dip: 10.1% SYS and 15.7% DIA reductions during sleep.	

Awake Period Time: 06:30 - 22:00 Samples: 49 of 49 (100%)				
	Mean	Std. Dev.	Max (time)	Min (time)
Systolic (mmHg)	130	+/- 9.7	160 (14:35)	115 (06:33)
Diastolic (mmHg)	78	+/- 7.0	94 (14:35)	64 (06:33)
Heart rate (bpm)	72	+/- 4.8	87 (14:35)	62 (12:15)
MAP (mmHg)	95	+/- 7.2	116 (14:35)	81 (06:33)
Pulse pressure (mmHg)	52	+/- 7.3	67 (15:15)	38 (09:18)
BP Load: 14% of SYS readings > 140 mmHg 4% of DIA readings > 90 mmHg				

Asleep Period Time: 22:00 - 06:30 Samples: 10 of 11 (91%)				
	Mean	Std. Dev.	Max (time)	Min (time)
Systolic (mmHg)	117	+/- 5.0	126 (22:20)	110 (02:19)
Diastolic (mmHg)	66	+/- 2.9	72 (05:23)	62 (02:19)
Heart rate (bpm)	66	+/- 3.4	72 (05:38)	60 (03:21)
MAP (mmHg)	83	+/- 3.2	88 (05:23)	78 (02:19)
Pulse pressure (mmHg)	51	+/- 4.1	58 (22:20)	46 (01:17)
BP Load: 20% of SYS readings > 120 mmHg 0% of DIA readings > 80 mmHg				

White Coat Period Time: 14:30 - 15:30 Samples: 4 of 4 (100%)				
	Mean	Std. Dev.	Max (time)	Min (time)
Systolic (mmHg)	154	+/- 5.1	160 (14:35)	148 (14:56)
Diastolic (mmHg)	91	+/- 3.4	94 (14:35)	86 (15:15)
Heart rate (bpm)	80	+/- 6.7	87 (14:35)	72 (14:56)
MAP (mmHg)	112	+/- 3.7	116 (14:35)	108 (15:15)
Pulse pressure (mmHg)	64	+/- 4.0	67 (15:15)	58 (14:56)
BP Load: 100% of SYS readings > 140 mmHg 50% of DIA readings > 90 mmHg				



# AMBULATORY BLOOD PRESSURE REPORT

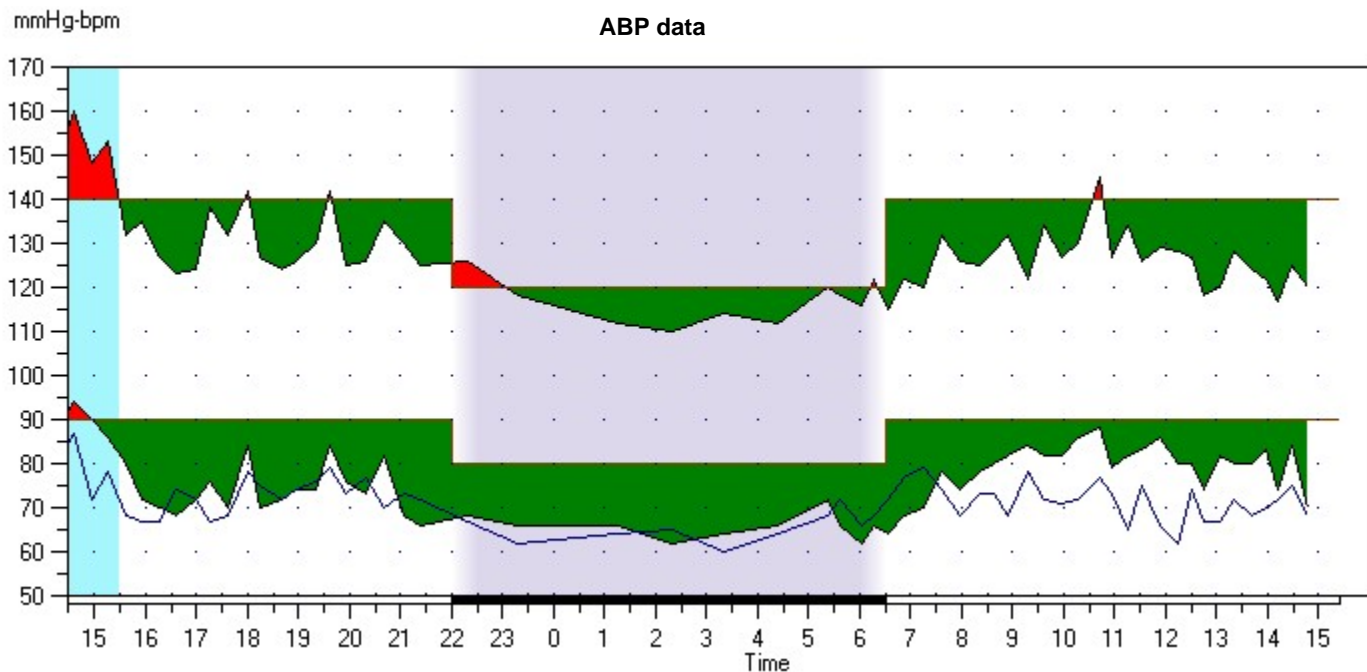
Saints Hospital  
 Cardiac Diagnostic Unit - Room 214  
 123 Street Address, City, State, Country  
 Phone: 123-456-7890 Fax: 123-456-7891  
 email: cardiolab@saintshospital.edu

Patient Name: Sample 1 - White Coat

Patient ID: 001-00-0000

Test Date: 26-Aug-2005

## Oscar 2 ABP data



## Edited ABP Data

#	Time	Sys/Dia (mmHg)	Hrt (BPM)	MAP (mmHg)	EC	Comment
1	14:30	156/ 92 !	84	113		
2	14:35	160/ 94 !	87	116		
3	14:56	148/ 90 !	72	109		
4	15:15	153/ 86 !	78	108		
5	15:38	132/ 80	68	97		
6	15:57	135/ 72	67	93		
7	16:16	127/ 70	67	89		
8	16:37	123/ 68	74	86		
9	17:00	124/ 72	72	89		
10	17:16	138/ 76	67	97		
11	17:38	132/ 70	68	91		
12	18:00	142/ 84 !	78	103		
13	18:15	127/ 70	75	89		
14	18:40	124/ 72	72	89		
15	18:57	126/ 74	74	91		
16	19:21	130/ 74	76	93		
17	19:37	142/ 84 !	79	103		
18	19:55	125/ 76	73	92		
19	20:20	126/ 73	77	91		
20	20:41	135/ 82	70	100		
21	21:03	130/ 68	73	89		
22	21:23	125/ 66	72	86		
23	22:20	126/ 68 !	67	87		
24	23:19	118/ 66	62	83		



# AMBULATORY BLOOD PRESSURE REPORT

Saints Hospital  
Cardiac Diagnostic Unit - Room 214  
123 Street Address, City, State, Country  
Phone: 123-456-7890 Fax: 123-456-7891  
email: cardiolab@sainthospital.edu

Patient Name: Sample 1 - White Coat

Patient ID: 001-00-0000

Test Date: 26-Aug-2005

## Edited ABP Data (continued)

#	Time	Sys/Dia (mmHg)	Hrt (BPM)	MAP (mmHg)	EC	Comment
26	01:17	112/ 66	64	81		
27	02:19	110/ 62	65	78		
28	03:21	114/ 64	60	81		
29	04:24	112/ 66	64	81		
30	05:23	120/ 72 !	68	88		
31	05:38	118/ 66	72	83		
32	06:02	116/ 62	66	80		
33	06:18	122/ 66 !	68	85		
34	06:33	115/ 64	72	81		
35	06:53	122/ 68	77	86		
36	07:15	120/ 70	79	87		
37	07:38	132/ 78	74	96		
38	07:59	126/ 74	68	91		
39	08:21	125/ 78	73	94		
40	08:39	128/ 80	73	96		
41	08:55	132/ 82	68	99		
42	09:18	122/ 84	78	97		
43	09:38	134/ 82	72	99		
44	09:57	127/ 82	71	97		
45	10:17	130/ 86	72	101		
46	10:42	145/ 88 !	77	107		
47	10:57	127/ 79	73	95		
48	11:15	134/ 82	65	99		
49	11:33	126/ 83	75	97		
50	11:53	129/ 86	66	100		
51	12:15	128/ 80	62	96		
52	12:30	127/ 80	74	96		
53	12:46	118/ 74	67	89		
54	13:04	120/ 82	67	95		
55	13:20	128/ 80	72	96		
56	13:41	124/ 80	68	95		
57	13:58	122/ 83	70	96		
58	14:13	117/ 74	72	88		
59	14:29	125/ 84	75	98		
60	14:47	120/ 70	68	87		

## Omitted ABP Data

#	Time	Sys/Dia (mmHg)	Hrt (BPM)	MAP (mmHg)	EC	Comment
25	01:15	122/ 68 !	68	86	2	Artifact / erratic signal



# AMBULATORY BLOOD PRESSURE REPORT

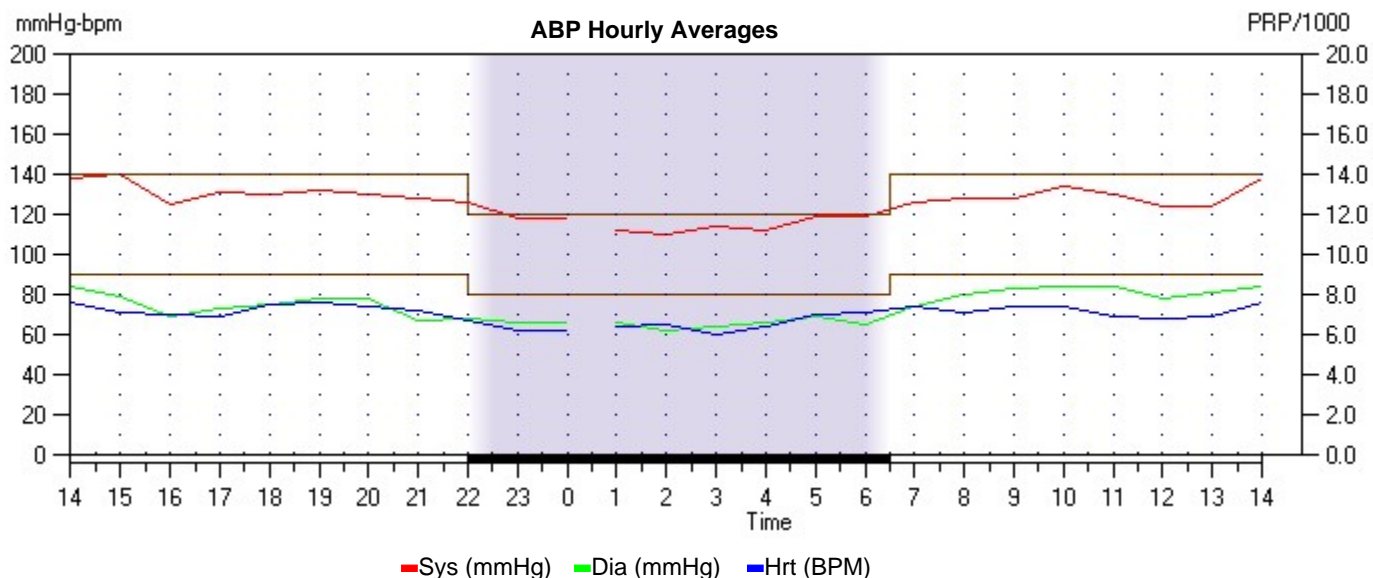
Saints Hospital  
 Cardiac Diagnostic Unit - Room 214  
 123 Street Address, City, State, Country  
 Phone: 123-456-7890 Fax: 123-456-7891  
 email: cardiolab@saintshospital.edu

Patient Name: Sample 1 - White Coat

Patient ID: 001-00-0000

Test Date: 26-Aug-2005

## Oscar 2 ABP Hourly Averages



### Averaged ABP Data

Hour	#	Sys/Dia (mmHg)	Hrt (BPM)	MAP (mmHg)	PP (mmHg)	PRP/1000
14:00 - 14:59	6	138/ 84	76	102	54	10.6
15:00 - 15:59	3	140/ 79	71	99	61	10.0
16:00 - 16:59	2	125/ 69	70	88	56	8.8
17:00 - 17:59	3	131/ 73	69	92	59	9.1
18:00 - 18:59	4	130/ 75	75	93	55	9.7
19:00 - 19:59	3	132/ 78	76	96	54	10.1
20:00 - 20:59	2	130/ 78	74	96	53	9.6
21:00 - 21:59	2	128/ 67	72	88	60	9.2
22:00 - 22:59	1	126/ 68	67	87	58	8.4
23:00 - 23:59	1	118/ 66	62	83	52	7.3
00:00 - 00:59	0					
01:00 - 01:59	1	112/ 66	64	81	46	7.2
02:00 - 02:59	1	110/ 62	65	78	48	7.2
03:00 - 03:59	1	114/ 64	60	81	50	6.8
04:00 - 04:59	1	112/ 66	64	81	46	7.2
05:00 - 05:59	2	119/ 69	70	86	50	8.3
06:00 - 06:59	4	119/ 65	71	83	54	8.4
07:00 - 07:59	3	126/ 74	74	91	52	9.3
08:00 - 08:59	3	128/ 80	71	96	48	9.1
09:00 - 09:59	3	128/ 83	74	98	45	9.4
10:00 - 10:59	3	134/ 84	74	101	50	9.9
11:00 - 11:59	3	130/ 84	69	99	46	8.9
12:00 - 12:59	3	124/ 78	68	94	46	8.4
13:00 - 13:59	4	124/ 81	69	96	42	8.6



# AMBULATORY BLOOD PRESSURE REPORT

Saints Hospital  
Cardiac Diagnostic Unit - Room 214  
123 Street Address, City, State, Country  
Phone: 123-456-7890 Fax: 123-456-7891  
email: cardiolab@sainthospital.edu

**Patient Name:** Sample 1 - White Coat

**Patient ID:** 001-00-0000

**Test Date:** 26-Aug-2005

## Monitor System Configuration

<b>Monitor type:</b>	Oscar 2	<b>Display:</b>	On
<b>Start key:</b>	On	<b>AccuWin version:</b>	v3.3
<b>Firmware version:</b>	O2 2.30		
<b>Max pressure:</b>	---		

## Time Periods

Time Period	Interval	Sleep Period
23:00 to 07:00	60 mins	22:00 to 06:30
07:00 to 23:00	20 mins	

## Event Code Definitions

### Event Code (EC)

- 1 = No signal
- 2 = Artifact/Erratic signal
- 3 = Retries exceeded
- 4 = Time limit exceeded
- 85 = Blocked valve
- 86 = User abort
- 87 = Air leak
- 88 = Safety timeout
- 89 = Cuff overpressure
- 90 = Low batteries
- 91 = Auto-zero failed
- 97 = Transducer failed
- 98 = ADC failure
- 99 = CRC failure

See Operations Manual for AccuWin Pro for further details on code descriptions.

v3.3 -1--1--1-255--1--1-255-255--1--1-255-255